

1. Polyester

| Height (mm) | Width (mm) | Depth (mm) | Nb doors front |
|---------------|------------|------------|----------------|
| WM enclosures | | | |
| 310 | 215 | 160 | 1 |
| 307 | 255 | 164 | 1 |
| 430 | 330 | 200 | 1 |
| 530 | 430 | 200 | 1 |
| 647 | 436 | 250 | 1 |
| 747 | 536 | 300 | 1 |
| 847 | 636 | 300 | 1 |
| 1056 | 852 | 350 | 1 |
| FS enclosures | | | |
| 500 | 500 | 320 | 1 |
| 500 | 500 | 420 | 1 |
| 500 | 750 | 320 | 1 |
| 500 | 750 | 420 | 1 |
| 500 | 1000 | 320 | 2 |
| 500 | 1000 | 420 | 2 |
| 500 | 1250 | 320 | 2 |
| 500 | 1250 | 420 | 2 |
| 750 | 500 | 320 | 1 |
| 750 | 500 | 420 | 1 |
| 750 | 750 | 320 | 1 |
| 750 | 750 | 420 | 1 |
| 750 | 1000 | 320 | 2 |
| 750 | 1000 | 420 | 2 |
| 750 | 1250 | 320 | 2 |
| 750 | 1250 | 420 | 2 |
| 1000 | 500 | 320 | 1 |
| 1000 | 500 | 420 | 1 |
| 1000 | 750 | 320 | 1 |
| 1000 | 750 | 420 | 1 |
| 1000 | 1000 | 320 | 2 |
| 1000 | 1000 | 420 | 2 |
| 1000 | 1250 | 320 | 2 |
| 1000 | 1250 | 420 | 2 |
| 1250 | 500 | 320 | 1 |
| 1250 | 500 | 420 | 1 |
| 1250 | 750 | 320 | 1 |
| 1250 | 750 | 420 | 1 |
| 1250 | 1000 | 320 | 2 |
| 1250 | 1000 | 420 | 2 |
| 1250 | 1250 | 320 | 2 |
| 1250 | 1250 | 420 | 2 |
| 1500 | 500 | 320 | 1 |
| 1500 | 500 | 420 | 1 |
| 1500 | 750 | 320 | 1 |
| 1500 | 750 | 420 | 1 |
| 1500 | 1000 | 320 | 2 |
| 1500 | 1000 | 420 | 2 |
| 1500 | 1250 | 320 | 2 |
| 1500 | 1250 | 420 | 2 |

Thalassa

Wall-mounting and floor-standing polyester enclosures

[Home](#) [Contact](#)
[Bill of material](#)

Universal offer

General accessories

Other accessories

Temperature control

WM ENCLOSURE WITH PLAIN DOOR



With standard closure and double bar
Ref: **59315**
IP: **66**

With handle and 3 point closure
Ref: ---
IP: **66**

IK10 / RAL 7032

WM ENCLOSURE WITH GLAZED DOOR



With standard closure and double bar
Ref: **59415**
IP: **66**

With handle and 3 point closure
Ref: ---
IP: **66**

IK08 / RAL 7032

ENCLOSURE WITH SMOOTH FACED DOOR



Completely close
Ref: --- IP: **65**

Self ventilating with canopy
Ref: --- IP: **54**

Open plinth type base
Ref: --- IP: **54**

IK10 / RAL 7032

Self ventilating with canopy and open plinth type base
Ref: --- IP: **54**

ENCLOSURE WITH RIBBED ANTI-FLYING DOOR



Completely close
Ref: --- IP: **65**

Self ventilating with canopy
Ref: --- IP: **54**

Open plinth type base
Ref: --- IP: **54**

IK10 / RAL 7032

Self ventilating with canopy and open plinth type base
Ref: --- IP: **54**

ENCLOSURE WITH GLAZED DOOR SELECTION CABLE



Completely close
Ref: ---
IP: **65**

Open plinth type base
Ref: ---
IP: **54**

IK08 / RAL 7032

| Height (mm) | Width (mm) | Depth (mm) | Nb doors front |
|----------------|---------------|---------------|-------------------|
| WM enclosures | | | |
| 310 | 215 | 160 | 1 |
| 307 | 255 | 164 | 1 |
| 430 | 330 | 200 | 1 |
| 530 | 430 | 200 | 1 |
| 647 | 436 | 250 | 1 |
| 747 | 536 | 300 | 1 |
| 847 | 636 | 300 | 1 |
| 1056 | 852 | 350 | 1 |

| Height (mm) | Width (mm) | Depth (mm) | Nb doors front |
|----------------|---------------|---------------|-------------------|
| FS enclosures | | | |
| 500 | 500 | 320 | 1 |
| 500 | 500 | 420 | 1 |
| 500 | 750 | 320 | 1 |
| 500 | 750 | 420 | 1 |
| 500 | 1000 | 320 | 2 |
| 500 | 1000 | 420 | 2 |
| 500 | 1250 | 320 | 2 |
| 500 | 1250 | 420 | 2 |
| 750 | 500 | 320 | 1 |
| 750 | 500 | 420 | 1 |
| 750 | 750 | 320 | 1 |
| 750 | 750 | 420 | 1 |
| 750 | 1000 | 320 | 2 |
| 750 | 1000 | 420 | 2 |
| 750 | 1250 | 320 | 2 |
| 750 | 1250 | 420 | 2 |
| 1000 | 500 | 320 | 1 |
| 1000 | 500 | 420 | 1 |
| 1000 | 750 | 320 | 1 |
| 1000 | 750 | 420 | 1 |
| 1000 | 1000 | 320 | 2 |
| 1000 | 1000 | 420 | 2 |
| 1000 | 1250 | 320 | 2 |
| 1000 | 1250 | 420 | 2 |
| 1250 | 500 | 320 | 1 |
| 1250 | 500 | 420 | 1 |
| 1250 | 750 | 320 | 1 |
| 1250 | 750 | 420 | 1 |
| 1250 | 1000 | 320 | 2 |
| 1250 | 1000 | 420 | 2 |
| 1250 | 1250 | 320 | 2 |
| 1250 | 1250 | 420 | 2 |
| 1500 | 500 | 320 | 1 |
| 1500 | 500 | 420 | 1 |
| 1500 | 750 | 320 | 1 |
| 1500 | 750 | 420 | 1 |
| 1500 | 1000 | 320 | 2 |
| 1500 | 1000 | 420 | 2 |
| 1500 | 1250 | 320 | 2 |
| 1500 | 1250 | 420 | 2 |

Thalassa

Wall-mounting and floor-standing polyester enclosures

[Home](#)
[Contact](#)

[Bill of material](#)

SAREL
 by Schneider Electric

Universal offer

WM enclosures

Other accessories

Temperature control

MOUNTING ACCESSORIES

Chassis

Plain galvanised
Ref: **55715**



Din cross rail

Asymmetric
Ref: ---



Inserts

| reference | description |
|-----------|-------------|
| --- | M5 |
| --- | M6 |

Self piercing screw

Ref: **21139**



Telequick
Ref: **55415**

Combined
Ref: **63910**
2m length



Bracket

Ref: **21036**



Direct attachment M6 plastic nut

Ref: **17143**



and din cross rail symmetric type B
Ref: **51040**



Modular
Ref: ---
Nb of row: ---
Nb of modules: ---

Slides



| reference | description |
|-----------|-------------|
| 21081 | 90mm |
| 21082 | 130mm |

Clip nut



| reference | for screw |
|-----------|-----------|
| 21163 | M3 |
| 21164 | M4 |
| 21165 | M5 |
| 21166 | M6 |

Step slides



Ref: ---

Heavy duty vertical rails (aluminium)



Ref: **51101**
3m length: **21116**

COMPOSITION ACCESSORIES

Blanking plates



Ref: **21435**

Wall mounting lugs



| reference | material |
|-----------|-----------------|
| 51298 | polyester |
| --- | stainless steel |

Internal door



Ref: ---

Coupling frame



Ref: ---

Cable gland plates



Ref: ---

Post fixing device



Ref: ---

Mounting pillar



Ref: ---

DOOR ACCESSORIES

Door stop for FS enclosure



Not convenient for self ventilating with canopy and open plinth version

Ref: **79815**



Universal
2 positions 90° and 120°
Ref: **79689**

Door switch for FS enclosure



Ref: **64682**



Lighting

Ref: **21415**
socket 16A

Document pocket



| reference | format | material | depth (mm) |
|-----------|--------|----------|------------|
| 21322 | A4 | plastic | 22 |
| 21323 | A4 | plastic | 40 |
| 21317 | A3 | plastic | 35 |

LOCKS FOR FS ENCLOSURE


Handles

(Optional for completely closed version, standard for other versions)

| reference | description |
|-----------|-----------------------------|
| 79951 | replacement standard handle |
| 79962 | push button |

Cylindrical barrels

| reference | description |
|-----------|-------------|
| 63700 | key 405 E |
| 63702 | key 455 |
| 63703 | key 1242 E |



Inserts shape

| reference | description |
|-----------|-------------------|
| 63650 | square 6 mm |
| 63660 | triangular 6,5 mm |
| 63662 | triangular 8 mm |

CABLE ENTRY ACCESSORIES

Self-adhesive bases



| reference | for maximum tie width |
|-----------|-----------------------|
| 46104 | 3,6mm |
| 46105 | 4,8mm |

Cintura cable ties



| reference | length (mm) | width (mm) | maximum clamping Ø |
|-----------|-------------|------------|--------------------|
| 46902 | 100 | 2,5 | 18 |
| 46908 | 140 | 3,6 | 33 |
| 46939 | 200 | 3,6 | 50 |
| 46914 | 188 | 4,8 | 43 |

ISO IP68



| Ø | cable gland 1 cable | | ring multicable | | seal | blanking cap | transport protection cap |
|---------|---------------------|----------------|-----------------|-----------|-------|--------------|--------------------------|
| | ref | Ø min/max (mm) | ref | Nb/Ø (mm) | | | |
| M12 | 08071 | 3 / 6,5 | - | - | 08091 | 08101 | - |
| M16 | 08072 | 4 / 8 | 08097 | 2x4 | 08092 | 08102 | 08291 |
| M20 | 08073 | 6 / 12 | 08098 | 3x4 | 08093 | 08103 | 08292 |
| M20 (1) | 08079 | 6 / 12 | - | - | 08093 | - | - |
| M25 | 08074 | 11 / 17 | 08099 | 4x5 | 08094 | 08104 | 08293 |
| M32 | 08075 | 15 / 21 | 08100 | 6x5 | 08095 | 08105 | 08294 |
| M40 | 08076 | 19 / 28 | - | - | 08096 | 08106 | 08295 |

(1) high fire resistance cable gland

LOCKS FOR WM ENCLOSURE

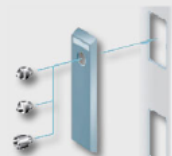
Locks for WM enclosure, height = 1000mm

Escutcheon

| reference | description |
|-----------|----------------|
| 51374 | square 6mm |
| 51373 | triangular 8mm |
| 51378 | double bar 5mm |

Padlockable kit

Ref: **51379**



Locks for WM enclosure, height = 300 to 800mm

Inserts shape

| reference | description |
|-----------|----------------|
| 51263 | square 6mm |
| 51256 | double bar 3mm |
| 51282 | triangular 8mm |

Handles with locks

| reference | description |
|-----------|----------------|
| 51390 | key 1242 E |
| 51392 | double bar 5mm |
| 51393 | square 6mm |
| 51396 | triangular 8mm |

Kit

| reference | description |
|-----------|-----------------------------|
| 51258 | handle without lock |
| 51284 | replacement lock |
| 51260 | sealable or padlockable cap |



Handle without lock

| reference | description |
|-----------|-------------|
| 51259 | key 1242 E |
| 51300 | key 405 E |
| 51302 | key 455 |

Thalassa

Wall-mounting and floor-standing polyester enclosures

Universal offer

General accessories

Other accessories

Temperature control

NATURAL VENTILATION

Plastic ventilation louvres



Only for internal ventilation of WM enclosures



| reference | Ø drilling | reference | Ø drilling |
|-----------|------------|-----------|------------|
| 04684 | 33mm | 21412 | 35mm |

CIRCULATION FAN

Circulation fan

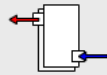
Dimensions : 119 x 119 x 38mm



RAL 7035

| reference | flow (free) (m³/h) | voltage (v) | weight (kg) |
|-----------|--------------------|-------------|-------------|
| 21351 | 170 | 115 | 0,82 |
| 21302 | 170 | 230 | 0,82 |

FORCED VENTILATION IP 54 (*)



| AC | | | | | | | |
|---------------------|------------------|---|-------------|--------------------------|-----------------------|--------------------------|-----------------------|
| fan dimensions (mm) | flow | | voltage (v) | fan with filter RAL 7032 | outlet grill RAL 7032 | fan with filter RAL 7035 | outlet grill RAL 7035 |
| | free flow (m³/h) | in counterpressure with fan + 1 outlet grill (m³/h) | | | | | |
| 92x92 | 38 | 25 | 230 | 87900 | 87910 | 87600 | 87610 |
| | | | 115 | 87906 | | 87606 | |
| | | | 230 | 87901 | | 87601 | |
| 125x125 | 85 | 63 | 115 | 87908 | 87911 | 87608 | 87611 |
| | | | 230 | 87902 | | 87602 | |
| | | | 115 | 87883 | | 87583 | |
| 223x223 | 165 | 153 | 230 | 87903 | 87912 | 87603 | 87612 |
| | | | 115 | 87884 | | 87584 | |
| | | | 230 | 87904 | | 87604 | |
| | | | 115 | 87885 | | 87585 | |
| | | | 230 | 87905 | | 87605 | |
| 291x291 | 838 | 718 | 115 | 87886 | 87913 | 87586 | 87613 |
| | | | 230 | 87909 | | 87609 | |
| | | | 400/440 tri | 87909 | | 87609 | |
| DC | | | | | | | |
| 92x92 | 50 | 40 | 24 | 87892 | 87910 | 87592 | 87610 |
| | 44 | 34 | 48 | 87942 | | 87642 | |
| 125x125 | 80 | 128 | 24 | 87893 | 87911 | 87583 | 87611 |
| | | | 48 | 87966 | | 87666 | |
| | | | 24 | 87894 | | 87594 | |
| 223x223 | 190 | 170 | 48 | 87969 | 87912 | 87669 | 87612 |
| | | | 24 | 87895 | | 87595 | |
| | | | 48 | 87974 | | 87674 | |

(*) Depending on the flow required, 1 fan can be fitted with 1 or 2 grills. Order the fan with 1 fixed or switched thermostat

Ventilation

Heating

Advice :

Do a thermal balance !

Download the **ProClima** software from our website



For further requirements, consult our **ClimaSys** catalogue

THERMOSTAT

fixed

adjustable



| temperature | reference | temperature | reference |
|-------------|-----------|---------------|-----------|
| 25°C (77°F) | 87568 | 0°C to 60°C | 87562 |
| 30°C (86°F) | 87569 | 32°F to 140°F | 87580 |
| 35°C (95°F) | 87570 | | |

Control a fan

DOUBLE THERMOSTAT

fixed

adjustable



| temperature | reference | temperature | reference |
|--------------|-----------|-------------|-----------|
| 10°C (50°F) | 87571 (1) | 0°C to 60°C | 87564 (1) |
| 35°C (95°F) | | 0°C to 60°C | |
| 35°C (95°F) | | | |
| 45°C (113°F) | 87572 (2) | | |

(1) Control a fan and a resistance heater

(2) Control a fan and an alarm

NATURAL VENTILATION

Plastic ventilation louvres



Only for internal ventilation of WM enclosures



| reference | Ø drilling | reference | Ø drilling |
|-----------|------------|-----------|------------|
| 04684 | 33mm | 21412 | 35mm |

CIRCULATION FAN

Circulation fan

Dimensions : 119 x 119 x 38mm



RAL 7035

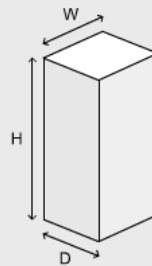
| reference | flow (free) (m ³ /h) | voltage (v) | weight (kg) |
|-----------|------------------------------------|----------------|----------------|
| 21351 | 170 | 115 | 0,82 |
| 21302 | 170 | 230 | 0,82 |

TER KIT (*)

Insulated resistance heaters IP20 Class II



| | | AC | | | | |
|-----------|-------------|-----|----|--------|-----------|-----------|
| power (W) | voltage (v) | H | W | D (mm) | connexion | reference |
| 10 | 110-250 | 98 | 38 | 75 | cable | 87501 |
| 20 | 110-250 | 98 | 38 | 75 | cable | 87502 |
| 55 | 110-250 | 110 | 60 | 90 | strip | 87506 |
| 55 | 270-420 | 110 | 60 | 90 | strip | 87521 |
| 100 | 110-250 | 110 | 60 | 90 | strip | 87509 |
| 100 | 270-420 | 150 | 60 | 90 | strip | 87528 |
| 150 | 110-250 | 150 | 60 | 90 | strip | 87515 |
| | | DC | | | | |
| 10 | 12-36 | 98 | 38 | 75 | cable | 87504 |
| 20 | 12-36 | 98 | 38 | 75 | cable | 87512 |
| 55 | 12-36 | 110 | 60 | 90 | strip | 87518 |
| 100 | 12-36 | 110 | 60 | 90 | strip | 87523 |
| 150 | 12-36 | 150 | 60 | 90 | strip | 87536 |



Insulated resistance heaters with fan IP20 Class II



| | | AC | | | | |
|-----------|-------------|----|----|--------|-----------|-----------|
| power (W) | voltage (v) | H | W | D (mm) | connexion | reference |
| 170 | 230 | 75 | 65 | 90 | strip | 87555 |

(*) A kit is composed by a resistance heater and a thermostat sold separately

Ventilation

Heating

Advice :

Do a thermal balance !

Download the **ProClima** software from our website



For further requirements, consult our **ClimaSys** catalogue

THERMOSTAT

fixed

adjustable



| temperature | reference | temperature | reference |
|----------------------------|-----------|---|-----------|
| 5°C (41°F) ⁽¹⁾ | 87565 | 0°C to 60°C | 87561 |
| 10°C (50°F) | 87566 | (32°F to 140°F) | 87578 |
| 15°C (59°F) ⁽²⁾ | 87567 | ⁽¹⁾ frostproof ⁽²⁾ condensation | |

Control a resistance heater

DOUBLE THERMOSTAT

fixed

adjustable



| temperature | reference | temperature | reference |
|-------------|----------------------|-------------|----------------------|
| 10°C (50°F) | 87571 ⁽¹⁾ | 0°C to 60°C | 87564 ⁽¹⁾ |
| 35°C (95°F) | | 0°C to 60°C | |
| 5°C (41°F) | 87572 ⁽²⁾ | | |
| 15°C (59°F) | | | |

⁽¹⁾ Control a resistance heater and a fan
⁽²⁾ Control a resistance heater and an alarm

2. Rack 19"

| OFFRE RÉSEAUX | | | SAREL | | | |
|---------------|-------|-------|---|----------------------|-------|-------------------|
| Nbre U. | Larg. | Prof. | Coffrets | Accessoires Coffrets | Baies | Accessoires baies |
| 6U | 600 | 400 | <p>CaSys.Box</p>  <p>Coffret 1 corps</p> <p>Porte vitrée Réf. : 14750</p> <p>Porte pleine Réf. : 14774</p>  <p>Coffret 2 corps</p> <p>Porte vitrée Réf. : -</p> <p>Porte pleine Réf. : -</p> <p>CaSys.OPB</p>  <p>Coffret châssis fixe Réf. : 14700</p> <p>Coffret châssis pivotant Réf. : 14706</p> <p>Coffret en Kit Réf. : -</p> | | | |
| 6U | 600 | 450 | | | | |
| 6U | 600 | 500 | | | | |
| 6U | 600 | 550 | | | | |
| 9U | 600 | 400 | | | | |
| 9U | 600 | 450 | | | | |
| 9U | 600 | 500 | | | | |
| 9U | 600 | 550 | | | | |
| 12U | 600 | 400 | | | | |
| 12U | 600 | 450 | | | | |
| 12U | 600 | 500 | | | | |
| 12U | 600 | 550 | | | | |
| 12U | 600 | 600 | | | | |
| 15U | 600 | 400 | | | | |
| 15U | 600 | 450 | | | | |
| 15U | 600 | 500 | | | | |
| 15U | 600 | 550 | | | | |
| 15U | 600 | 600 | | | | |
| 18U | 600 | 400 | | | | |
| 18U | 600 | 450 | | | | |
| 18U | 600 | 500 | | | | |
| 18U | 600 | 550 | | | | |
| 18U | 600 | 600 | | | | |
| 21U | 600 | 500 | | | | |
| 21U | 600 | 600 | | | | |

← ACCESSOIRES 19" →

| Nbre U. | Larg. | Prof. |
|---------|-------|-------|
| 6U | 600 | 400 |
| 6U | 600 | 450 |
| 6U | 600 | 500 |
| 6U | 600 | 550 |
| 9U | 600 | 400 |
| 9U | 600 | 450 |
| 9U | 600 | 500 |
| 9U | 600 | 550 |
| 12U | 600 | 400 |
| 12U | 600 | 450 |
| 12U | 600 | 500 |
| 12U | 600 | 550 |
| 12U | 600 | 600 |
| 15U | 600 | 400 |
| 15U | 600 | 450 |
| 15U | 600 | 500 |
| 15U | 600 | 550 |
| 15U | 600 | 600 |
| 18U | 600 | 400 |
| 18U | 600 | 450 |
| 18U | 600 | 500 |
| 18U | 600 | 550 |
| 18U | 600 | 600 |
| 21U | 600 | 500 |
| 21U | 600 | 600 |

Coffrets

Accessoires Coffrets

Baies

Accessoires baies

Accessoires CaSys.Box

Montant 19"
complémentaire

Réf. : 14805

Accessoires communs



Plaques d'obturation

avec joint-balai

Réf. : 14780

avec 2 ventilateurs

Réf. : 14781

avec ouïes

Réf. : 14782

joint-balai total

Réf. : 14784

Accessoires CaSys.OPB

Montant 19"
complémentaire

Réf. : 14768

Plaque
d'obturation
arrière

Réf. : 14736



Support complémentaire 19" 2U

Réf. : 14748

| Nbre U. | Larg. | Prof. |
|---------|-------|-------|
| 24U | 600 | 600 |
| 24U | 600 | 800 |
| 24U | 600 | 1000 |
| 24U | 800 | 600 |
| 24U | 800 | 800 |
| 24U | 800 | 1000 |
| 29U | 600 | 600 |
| 29U | 600 | 800 |
| 29U | 800 | 600 |
| 29U | 800 | 800 |
| 33U | 600 | 600 |
| 33U | 600 | 800 |
| 33U | 800 | 600 |
| 33U | 800 | 800 |
| 38U | 600 | 600 |
| 38U | 600 | 800 |
| 38U | 800 | 600 |
| 38U | 800 | 800 |
| 42U | 600 | 600 |
| 42U | 600 | 800 |
| 42U | 600 | 1000 |
| 42U | 800 | 600 |
| 42U | 800 | 800 |
| 42U | 800 | 1000 |
| 47U | 600 | 600 |
| 47U | 600 | 800 |
| 47U | 800 | 600 |
| 47U | 800 | 800 |

Coffrets

Accessoires Coffrets

Baies

Accessoires baies

Baie standard

1 porte vitrée
 1 panneau arrière
 2 montants 19"
 4 pieds de nivellement
 2 panneaux latéraux
 Extension :
 sans panneaux latéraux
 1 kit de juxtaposition

**Baie**

Réf. : 14000

Baie d'extension

Réf. : 14036

Baie en kit

Réf. : -

Baie équipée

1 porte vitrée
 1 porte arrière pleine
 4 montants 19"
 4 pieds de nivellement
 2 panneaux latéraux
 Kit de mise à la masse
 1 sachet de
 visserie 19" (30 pièces)
 Extension :
 Sans panneaux latéraux
 1 kit de juxtaposition

**Baie**

Réf. : 14282

Baie d'extension

Réf. : 14318

Baie noire

Réf. : -

| Nbre U. | Larg. | Prof. |
|---------|-------|-------|
| 24U | 600 | 600 |
| 24U | 600 | 800 |
| 24U | 600 | 1000 |
| 24U | 800 | 600 |
| 24U | 800 | 800 |
| 24U | 800 | 1000 |
| 29U | 600 | 600 |
| 29U | 600 | 800 |
| 29U | 800 | 600 |
| 29U | 800 | 800 |
| 33U | 600 | 600 |
| 33U | 600 | 800 |
| 33U | 800 | 600 |
| 33U | 800 | 800 |
| 38U | 600 | 600 |
| 38U | 600 | 800 |
| 38U | 800 | 600 |
| 38U | 800 | 800 |
| 42U | 600 | 600 |
| 42U | 600 | 800 |
| 42U | 600 | 1000 |
| 42U | 800 | 600 |
| 42U | 800 | 800 |
| 42U | 800 | 1000 |
| 47U | 600 | 600 |
| 47U | 600 | 800 |
| 47U | 800 | 600 |
| 47U | 800 | 800 |


Coffrets

Accessoires Coffrets

Baies

Accessoires baies

Accessoires de baies



Montant 19" complémentaire

Réf. : 14542



Socle H: 100mm RAL 7035

Réf. : 14518



Bandeaux enjoliveurs passe-câbles

Réf. : -



Roulettes

Réf. : 14576



Verrouillage panneau

Réf. : 14570



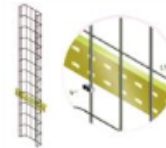
Traverse support de câbles

largeur d'ossature

Réf. : 14579

profondeur d'ossature

Réf. : 14581



Chemin de câbles filaire

Réf. : 14589




Tablette fixe d'ossature

Réf. : 11266



Glissière fixe 19"

Réf. : 11263



Etagère 19"

fixe ajourée

Réf. : 11250

télescopique ajourée

Réf. : 11254



Plaque d'obturation

pleine

Réf. : 14551

avec joint-balai

Réf. : 14552

avec 3 ventilateurs

Réf. : 14555

3. Stainless Steel

| Height (mm) | Width (mm) | Depth (mm) | No doors front |
|----------------|---------------|---------------|-------------------|
| 300 | 200 | 150 | 1 |
| 300 | 250 | 150 | 1 |
| 300 | 300 | 150 | 1 |
| 400 | 300 | 150 | 1 |
| 400 | 300 | 200 | 1 |
| 400 | 400 | 200 | 1 |
| 400 | 600 | 200 | 1 |
| 500 | 400 | 200 | 1 |
| 600 | 400 | 200 | 1 |
| 600 | 600 | 250 | 1 |
| 700 | 500 | 250 | 1 |
| 800 | 600 | 250 | 1 |
| 800 | 800 | 300 | 1 |
| 1000 | 800 | 300 | 1 |
| 1000 | 1000 | 300 | 2 |
| 1200 | 800 | 300 | 1 |
| 1200 | 1000 | 300 | 2 |
| 1400 | 1000 | 300 | 2 |
| 1600 | 600 | 400 | 1 |
| 1600 | 800 | 400 | 1 |
| 1800 | 600 | 400 | 1 |
| 1800 | 800 | 400 | 1 |
| 1800 | 1200 | 400 | 2 |
| 1800 | 1600 | 400 | 2 |
| 2000 | 600 | 500 | 1 |
| 2000 | 800 | 400 | 1 |
| 2000 | 800 | 500 | 1 |
| 2000 | 800 | 600 | 1 |
| 2000 | 1000 | 400 | 2 |
| 2000 | 1000 | 600 | 1 |
| 2000 | 1200 | 500 | 2 |
| 2000 | 1200 | 600 | 1 |
| 2000 | 1600 | 600 | 2 |

Spacial Inox

Stainless steel enclosures

Universal offer

General accessories

Other accessories

Temperature control

STAINLESS STEEL 304L BRUSHED IP 66



Plain front door
Ref: **54915**



Glazed front door
Ref: ---

STAINLESS STEEL 316L MICRO-BEADED IP 66



Plain front door
Ref: **54852**

Internal door



Ref: ---

Wall-mounting

Floor-standing
Monobloc

Floor-standing
Suitable

Canopy stainless steel 304L brushed



Ref: **50516**

Step slides



Ref: ---



Fixing lugs stainless steel

| reference | description |
|-----------|----------------------|
| 53496 | Stainless steel 304L |
| 54981 | Stainless steel 316L |



Chassis

| reference | description |
|-----------|-----------------|
| 55715 | Plain |
| 50415 | Microperforated |
| 55415 | Telequick |
| --- | Rail DIN |



Cross rails

| | vertical fixing | horizontal fixing |
|------------|-----------------|-------------------|
| Symmetric | 51011 | --- |
| Asymmetric | 51001 | --- |

* Length 2m, to be cut according to your needs

| Height (mm) | Width (mm) | Depth (mm) | Nb doors front |
|-------------|------------|------------|----------------|
| 300 | 200 | 150 | 1 |
| 300 | 250 | 150 | 1 |
| 300 | 300 | 150 | 1 |
| 400 | 300 | 150 | 1 |
| 400 | 300 | 200 | 1 |
| 400 | 400 | 200 | 1 |
| 400 | 600 | 200 | 1 |
| 500 | 400 | 200 | 1 |
| 600 | 400 | 200 | 1 |
| 600 | 600 | 250 | 1 |
| 700 | 500 | 250 | 1 |
| 800 | 600 | 250 | 1 |
| 800 | 800 | 300 | 1 |
| 1000 | 800 | 300 | 1 |
| 1000 | 1000 | 300 | 2 |
| 1200 | 800 | 300 | 1 |
| 1200 | 1000 | 300 | 2 |
| 1400 | 1000 | 300 | 2 |
| 1600 | 600 | 400 | 1 |
| 1600 | 800 | 400 | 1 |
| 1800 | 600 | 400 | 1 |
| 1800 | 800 | 400 | 1 |
| 1800 | 1200 | 400 | 2 |
| 1800 | 1600 | 400 | 2 |
| 2000 | 600 | 500 | 1 |
| 2000 | 800 | 400 | 1 |
| 2000 | 800 | 500 | 1 |
| 2000 | 800 | 600 | 1 |
| 2000 | 1000 | 400 | 2 |
| 2000 | 1000 | 600 | 1 |
| 2000 | 1200 | 500 | 2 |
| 2000 | 1200 | 600 | 1 |
| 2000 | 1600 | 600 | 2 |

Spacial Inox

Stainless steel enclosures

Universal offer

General accessories

Other accessories

Temperature control

STAINLESS STEEL 304L BRUSHED IP 55



Plain front door

Ref: ---

STAINLESS STEEL 304L MICRO-BEADED IP 55



Plain front door

Ref: ---

STAINLESS STEEL 316L MICRO-BEADED IP 55



Plain front door

Ref: ---



Internal door

Ref: ---

Cross rails

| description | vertical fixing | horizontal fixing |
|-------------|-----------------|-------------------|
| Symmetric | --- | --- |
| Asymmetric | --- | --- |
| Combined | --- | --- |

* Length 2m, to be cut according to your needs

Uprights

| reference | description |
|-----------|-------------|
| --- | Standard |
| --- | Heavy duty |

Wall-mounting

Floor-standing Monobloc

Floor-standing Suitable

Transport casters



Ref: 11501

Canopy stainless steel 304L brushed



Ref: ---

Floor fixing brackets for plinth



Ref: 69030



Plain mounting plate

Ref: ---

Stainless steel feet 316L



| height (mm) | 100 | 200 |
|-------------|-------|-------|
| reference | 61740 | 61741 |



Stainless steel plinth 304L brushed

| height (mm) | 100 | 200 |
|-------------|-----|-----|
| reference | --- | --- |

Stainless steel plinth 316L micro-beaded

| height (mm) | 100 | 200 |
|-------------|-----|-----|
| reference | --- | --- |



Telequick mounting plate

| reference | fixing ctrs. width | usable chassis height | usable area (dm ²) |
|-----------|--------------------|-----------------------|--------------------------------|
| --- | --- | --- | --- |
| --- | --- | --- | --- |
| --- | --- | --- | --- |

Plan 2 additional sets of 2 vertical rails and 1 additional set of 4 brackets 64600

| Height (mm) | Width (mm) | Depth (mm) | Nb doors front |
|----------------|---------------|---------------|-------------------|
| 300 | 200 | 150 | 1 |
| 300 | 250 | 150 | 1 |
| 300 | 300 | 150 | 1 |
| 400 | 300 | 150 | 1 |
| 400 | 300 | 200 | 1 |
| 400 | 400 | 200 | 1 |
| 400 | 600 | 200 | 1 |
| 500 | 400 | 200 | 1 |
| 600 | 400 | 200 | 1 |
| 600 | 600 | 250 | 1 |
| 700 | 500 | 250 | 1 |
| 800 | 600 | 250 | 1 |
| 800 | 800 | 300 | 1 |
| 1000 | 800 | 300 | 1 |
| 1000 | 1000 | 300 | 2 |
| 1200 | 800 | 300 | 1 |
| 1200 | 1000 | 300 | 2 |
| 1400 | 1000 | 300 | 2 |
| 1600 | 600 | 400 | 1 |
| 1600 | 800 | 400 | 1 |
| 1800 | 600 | 400 | 1 |
| 1800 | 800 | 400 | 1 |
| 1800 | 1200 | 400 | 2 |
| 1800 | 1600 | 400 | 2 |
| 2000 | 600 | 500 | 1 |
| 2000 | 800 | 400 | 1 |
| 2000 | 800 | 500 | 1 |
| 2000 | 800 | 600 | 1 |
| 2000 | 1000 | 400 | 2 |
| 2000 | 1000 | 600 | 1 |
| 2000 | 1200 | 500 | 2 |
| 2000 | 1200 | 600 | 1 |
| 2000 | 1600 | 600 | 2 |

Spacial Inox

Stainless steel enclosures

Universal offer

General accessories

Other accessories

Temperature control

INOX 304L BROSSÉ IP 55



Plain front door

Ref:



Side panels

Ref:

Internal door



Ref:

Stainless steel plinth



| type | height (mm) | |
|-------------------|-------------|-----|
| | 100 | 200 |
| 304L brushed | --- | --- |
| 316L micro-beaded | --- | --- |

Cross rails

| description | vertical fixing | | horizontal fixing |
|-------------|-----------------|-----|-------------------|
| | --- | --- | --- |
| Symmetric | --- | --- | --- |
| Asymmetric | --- | --- | --- |
| Combined | --- | --- | --- |

* Length 2m, to be cut according to your needs



Ref:

Plain mounting plate

Perforated cross rails

| 1 row simple reference | universal reference | 2 rows | |
|------------------------------|------------------------|---------------------|------------------------|
| | | simple reference | universal reference |
| --- | --- | --- | --- |
| --- | --- | --- | --- |
| --- | --- | --- | --- |

Width
Depth
Height

Wall-mounting

Transport casters



Ref: **11501**

Partition panel



Ref:

Intermediate mounting plate



Ref:

Floor-standing Monobloc

Canopy stainless steel 304L brushed



Ref: ---

Coupling kit



(For suitable version in brushed stainless steel)

Ref: **64632**

Stainless steel feet 316L



| height (mm) | 100 | 200 |
|-------------|-------|-------|
| | 61740 | 61741 |



Telequick mounting plate

| reference chassis | fixing ctrs. | | usable area (dm ²) |
|-------------------|--------------|--------|--------------------------------|
| | width | height | |
| --- | --- | --- | --- |
| --- | --- | --- | --- |
| --- | --- | --- | --- |

Uprights

| reference | description |
|-----------|-------------|
| --- | Standard |
| --- | Heavy duty |

Universal offer

General accessories

Other accessories

Temperature control

EARTHING

Earthing braids



| reference | section (mm ²) | length (mm) | width (mm) | Ø holes (mm) |
|-----------|----------------------------|-------------|------------|--------------|
| 21743 | 16 | 155 | 20 | 8,5 |
| 21746 | 50 | 200 | 40 | 8,5 |

Earth cables



| reference | section (mm ²) | length (mm) | Ø holes (mm) | emb. |
|-----------|----------------------------|-------------|--------------|------|
| 21716 | 6 | 160 | 8,3 | 10 |

Combined support bracket



Ref: **51380**

Clip on cable fixing plate



| reference | width (mm) | nb. max. of cables |
|-----------|------------|--------------------|
| 51593 | 75 | 5 |
| 51594 | 140 | 9 |

CABLE ENTRIES

ISO IP67



| reference | description |
|-----------|-------------|
| 08831 | M12 |
| 08832 | M16 |
| 08833 | M20 |
| 08834 | M25 |
| 08835 | M32 |
| 08836 | M40 |
| 08837 | M50 |

ISO IP68



| Ø | cable gland 1 cable | | ring multicable | seal | blanking cap | transport protection cap |
|-----|------------------------|----------------|--------------------|-------|-----------------|--------------------------------|
| | ref | Ø min/max (mm) | | | | |
| M12 | 08071 | 3 / 6,5 | - | 08091 | 08101 | - |
| M16 | 08072 | 4 / 8 | 08097 | 2x4 | 08092 | 08102 |
| M20 | 08073 | 6 / 12 | 08098 | 3x4 | 08093 | 08103 |
| M25 | 08074 | 11 / 17 | 08099 | 4x5 | 08094 | 08104 |
| M32 | 08075 | 15 / 21 | 08100 | 6x5 | 08095 | 08105 |
| M40 | 08076 | 19 / 28 | - | 08096 | 08106 | 08295 |

Cable quick entry plate w/o connectors



| reference | cut-out (mm) | number of entries | cables entries (mm) | | | | |
|-----------|--------------|-------------------|---------------------|------------|----------|-----------|-----------|
| | | | 3 to 6,5 | 4,3 to 8,1 | 5 to 9,2 | 8 to 12,5 | 9,6 to 14 |
| 51584 | 112x36 | 14 | 6 | 4 | | | 4 |
| 51585 | 112x36 | 17 | | 17 | | | |
| 51586 | 112x36 | 22 | 16 | 4 | 2 | | |
| 51587 | 112x36 | 23 | | 23 | | | |
| 51588 | 112x36 | 29 | | | | | |

M50 and M63 cable quick entry plate w/o connectors




| reference | number of cut-out | cable entry diameter (mm) | cables entries (mm) | | | | |
|-----------|-------------------|---------------------------|---------------------|----------|------------|----------|---------|
| | | | 3 to 5,5 | 3 to 6,5 | 3,5 to 6,5 | 5 to 9,2 | 6 to 10 |
| 51589 | 4 | 50 | | | | 3 | 1 |
| 51590 | 8 | 50 | | | 7 | | 1 |
| 51591 | 8 | 63 | | 2 | | 4 | 2 |
| 51592 | 13 | 63 | 6 | | 6 | | 1 |

Composition

Application & Cable management

IP54 cable gland plate for connectors



| reference | description | nb entries |
|-----------|---------------------------------|------------|
| 51575 | Plate for cable connector 16/8 | 8 |
| 51576 | Plate for cable connector 24/10 | 10 |

Spacial Inox

Stainless steel enclosures

| Height (mm) | Width (mm) | Depth (mm) | Nb doors front |
|-------------|------------|------------|----------------|
| 300 | 200 | 150 | 1 |
| 300 | 250 | 150 | 1 |
| 300 | 300 | 150 | 1 |
| 400 | 300 | 150 | 1 |
| 400 | 300 | 200 | 1 |
| 400 | 400 | 200 | 1 |
| 400 | 600 | 200 | 1 |
| 500 | 400 | 200 | 1 |
| 600 | 400 | 200 | 1 |
| 600 | 600 | 250 | 1 |
| 700 | 500 | 250 | 1 |
| 800 | 600 | 250 | 1 |
| 800 | 800 | 300 | 1 |
| 1000 | 800 | 300 | 1 |
| 1000 | 1000 | 300 | 2 |
| 1200 | 800 | 300 | 1 |
| 1200 | 1000 | 300 | 2 |
| 1400 | 1000 | 300 | 2 |
| 1600 | 600 | 400 | 1 |
| 1600 | 800 | 400 | 1 |
| 1800 | 600 | 400 | 1 |
| 1800 | 800 | 400 | 1 |
| 1800 | 1200 | 400 | 2 |
| 1800 | 1600 | 400 | 2 |
| 2000 | 600 | 500 | 1 |
| 2000 | 800 | 400 | 1 |
| 2000 | 800 | 500 | 1 |
| 2000 | 800 | 600 | 1 |
| 2000 | 1000 | 400 | 2 |
| 2000 | 1000 | 600 | 1 |
| 2000 | 1200 | 500 | 2 |
| 2000 | 1200 | 600 | 1 |
| 2000 | 1600 | 600 | 2 |

Universal offer

General accessories

Other accessories

Temperature control

Modular chassis



| reference | description |
|-----------|----------------------|
| --- | cut-out front plate |
| --- | plain front plate |
| --- | plain mounting plate |

Nb of module : ---

19" racks



Fixed

Ref: ---
Number of U: ---

Swing

Ref: ---
Number of U: ---

Cable ducting covers



| reference | for cable ducting width |
|-----------|-------------------------|
| 55920 | 25 |
| 55921 | 37,5 |
| 55922 | 50 |
| 55923 | 75 |

Cable ductings



| reference | width (mm) | height (mm) | maximum capacity |
|-----------|------------|-------------|------------------|
| 55910 | 50 | 75 | 240 |
| 55915 | 75 | 25 | 110 |
| 55911 | 75 | 50 | 250 |
| 55912 | 75 | 75 | 400 |

Cintura cable ties



| reference | length (mm) | width (mm) | max clamping Ø |
|-----------|-------------|------------|----------------|
| 46902 | 100 | 2,5 | 18 |
| 46908 | 140 | 3,6 | 33 |
| 46939 | 200 | 3,6 | 50 |
| 46914 | 188 | 4,8 | 43 |


Self-adhesive bases



| reference | for max. tie width |
|-----------|--------------------|
| 46104 | 3,6 mm |
| 46105 | 4,8 mm |

Composition

Application & Cable management



Lower cable-guide cross rail (floor-standing enclosures)

Ref: ---

* for suitable version



Spiral bands for cable bundling

Ref: ---

| reference | colour | fastening range (mm) | internal (mm) | external (mm) |
|-----------|------------|----------------------|---------------|---------------|
| 51595 | colourless | 12 & 100 | 9 | 12 |



Door cross rails (floor-standing enclosures)

| | description | reference |
|--------|------------------------------|-----------|
| Fixing | on the door (widthwise) | --- |
| | on the structure (depthwise) | --- |

¹ order 17150

² for suitable version

Screw fixings, insulated head M5 x 10



Ref: **55901**

Clip-in fixings, plastic foot



Ref: **55902**

On door, cable ducting support (Ø 22mm)



Ref: **55903**

On heavy duty cross rail, cable ducting



Ref: **55904**

| Height (mm) | Width (mm) | Depth (mm) | Nb doors front |
|-------------|------------|------------|----------------|
| 300 | 200 | 150 | 1 |
| 300 | 250 | 150 | 1 |
| 300 | 300 | 150 | 1 |
| 400 | 300 | 150 | 1 |
| 400 | 300 | 200 | 1 |
| 400 | 400 | 200 | 1 |
| 400 | 600 | 200 | 1 |
| 500 | 400 | 200 | 1 |
| 600 | 400 | 200 | 1 |
| 600 | 600 | 250 | 1 |
| 700 | 500 | 250 | 1 |
| 800 | 600 | 250 | 1 |
| 800 | 800 | 300 | 1 |
| 1000 | 800 | 300 | 1 |
| 1000 | 1000 | 300 | 2 |
| 1200 | 800 | 300 | 1 |
| 1200 | 1000 | 300 | 2 |
| 1400 | 1000 | 300 | 2 |
| 1600 | 600 | 400 | 1 |
| 1600 | 800 | 400 | 1 |
| 1800 | 600 | 400 | 1 |
| 1800 | 800 | 400 | 1 |
| 1800 | 1200 | 400 | 2 |
| 1800 | 1600 | 400 | 2 |
| 2000 | 600 | 500 | 1 |
| 2000 | 800 | 400 | 1 |
| 2000 | 800 | 500 | 1 |
| 2000 | 800 | 600 | 1 |
| 2000 | 1000 | 400 | 2 |
| 2000 | 1000 | 600 | 1 |
| 2000 | 1200 | 500 | 2 |
| 2000 | 1200 | 600 | 1 |
| 2000 | 1600 | 600 | 2 |

Spacial Inox

Stainless steel enclosures

Plastic document pocket

| reference | format | depth (mm) |
|-----------|--------|------------|
| 21322 | A4 | 22 |
| 21323 | A4 | 40 |
| 21317 | A3 | 35 |

Steel document pocket (floor-standing enclosures)

Ref: ---

Folding support tray (floor-standing enclosures)

Ref: ---

Locks and inserts for floor standing enclosures

| reference | description | emb. |
|-----------|------------------|------|
| 51381 | spare | 1 |
| 51383 | double bar 5mm | 1 |
| 51384 | square 6mm | 1 |
| 51385 | square 7mm | 1 |
| 51386 | square 8mm | 1 |
| 51387 | triangular 6,5mm | 1 |
| 51388 | triangular 8mm | 1 |
| 51389 | padlocking kit | 1 |

General

Lamp with sensor

Ref: **21420**

Extra flat lamp w/o socket

Ref: **21452**

Door contact

| wall-mounting | floor-standing suitable |
|---------------|-------------------------|
| 51341 | 64680 |

Locks and inserts for wall-mounting enclosures

| reference | description | material |
|-----------|-------------------------|----------------------|
| 51359 | double bar 3mm standard | chromed zamac |
| 51354 | double bar 3mm (spare) | chromed zamac |
| 51356 | double bar 3mm | 100% stainless steel |
| 51351 | triangular 8mm | 100% stainless steel |
| 51352 | square 7mm | 100% stainless steel |
| 51353 | square 6mm | 100% stainless steel |
| 51357 | bolt button 1242E | chromed |
| 51358 | bolt button 1242E | polyamide |

Locking systems for double door enclosures, please contact us

Fastenings



| description | Ø | length (mm) | reference | specific uses |
|--|-----------|-------------|---|---|
| Clip nut | M3 | - | 21163 | Mounting on Telequick mounting plate |
| | M4 | - | 21164 | |
| | M5 | - | 21165 | |
| | M6 | - | 21166 | |
| Pivoting nuts | M6 | - | 64746 | Mounting on the framework of suitable enclosures and on heavy duty vertical rails |
| | M8 | - | 64748 | |
| 1/4-turn serrated sliding nuts | M6 | - | 64626 | Clip onto heavy duty vertical rails and onto serrated C profiles |
| | M8 | - | 64628 | |
| 1/4-turn standard sliding nuts | M6 | - | 64636 | Clip onto heavy duty vertical rails and onto serrated C profiles |
| | M8 | - | 64638 | |
| 1/4-turn sliding nuts | M3 and M4 | - | 64643 | Clip onto combined profiles |
| | M5 and M6 | - | 64645 | |
| | M4 | - | 64646 | |
| Clip-on nut | M5 | - | 64647 | Mounting on combined profiles and symmetrical cross rails |
| | M6 | - | 64648 | |
| | M4 | - | 21134 | |
| 1/4-turn sliding nuts | M5 | - | 21135 | Mounting on asymmetrical cross rails |
| | M6 | - | 21136 | |
| | M6 | - | 21064 | |
| Flat nut | M8 | - | 21063 | Mounting on standard vertical rails |
| | M4 | 10 | 21090 | |
| Settled hexagonal head screw with captive washer | M4 | 16 | 21091 | Nut ref 21124 |
| | M5 | 12 | 21092 | Nut ref 21125 |
| | M5 | 18 | 21093 | Nut ref 21126 |
| | M6 | 12 | 21094 | |
| | M6 | 18 | 21095 | |
| | M8 | 20 | 21097 | Without captive washer |
| | M4.8 | 16 | 21039 | For mounting switchgear on plain mounting plate |
| M6.3 | 16 | 21038 | For mounting accessories on the enclosures door's reinforcement frame | |
| Insulated head screw | M5 | 10 | 55901 | Maintains electrical insulation |


CONTACT AND DIN RAILS

Set of 5 contacts self-adhesive



Ref: **21432**

Set of 5 contacts and DIN rail self-adhesive



Ref: **21431**



COVER WATERTIGHTNESS IP55

STAINLESS STEEL

| reference | cut-out (mm) | ext. dimension (mm) | spare filters ref |
|-----------|--------------|---------------------|-------------------|
| 87937 | 125x125 | 170x150 | 87971 |
| 87938 | 223x223 | 268x248 | 87972 |
| 87939 | 291x291 | 336x316 | 87973 |

Ventilation

Heating

Advice :

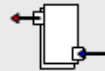
Do a thermal balance !

Download the **ProClima** software from our website



For further requirements, consult our **ClimaSys** catalogue

FORCED VENTILATION IP 54 ⁽¹⁾



| AC | | | | | | | |
|---------------------|-------------------------------|--|-------------|--------------------------|-----------------------|--------------------------|-----------------------|
| fan dimensions (mm) | flow | | voltage (v) | fan with filter RAL 7032 | outlet grill RAL 7032 | fan with filter RAL 7035 | outlet grill RAL 7035 |
| | free flow (m ³ /h) | in counterpressure with fan + 1 outlet grill (m ³ /h) | | | | | |
| 92x92 | 38 | 25 | 230 | 87900 | 87910 | 87600 | 87610 |
| | | | 115 | 87906 | | 87606 | |
| | | | 230 | 87901 | | 87601 | |
| 125x125 | 85 | 63 | 115 | 87908 | 87911 | 87608 | 87611 |
| | | | 230 | 87902 | | 87602 | |
| | | | 115 | 87883 | | 87583 | |
| 223x223 | 165 | 153 | 230 | 87903 | 87912 | 87603 | 87612 |
| | | | 115 | 87884 | | 87584 | |
| | | | 230 | 87904 | | 87604 | |
| 291x291 | 562 | 473 | 115 | 87885 | 87913 | 87585 | 87613 |
| | | | 230 | 87905 | | 87605 | |
| | | | 115 | 87886 | | 87586 | |
| 291x291 | 838 | 718 | 230 | 87909 | 87913 | 87609 | 87613 |
| | | | 115 | 87886 | | 87586 | |
| | | | 400/440 tri | 87909 | | 87609 | |
| DC | | | | | | | |
| 92x92 | 50 | 40 | 24 | 87892 | 87910 | 87592 | 87610 |
| | | | 48 | 87942 | | 87642 | |
| | | | 24 | 87893 | | 87583 | |
| 125x125 | 80 | 128 | 48 | 87966 | 87911 | 87666 | 87611 |
| | | | 24 | 87894 | | 87594 | |
| | | | 48 | 87969 | | 87669 | |
| 223x223 | 190 | 170 | 24 | 87895 | 87912 | 87595 | 87612 |
| | | | 48 | 87974 | | 87674 | |
| | | | 24 | 87895 | | 87595 | |
| 223x223 | 250 | 220 | 48 | 87974 | 87912 | 87674 | 87612 |
| | | | 24 | 87895 | | 87595 | |
| | | | 48 | 87974 | | 87674 | |

⁽¹⁾ Depending on the flow required, 1 fan can be fitted with 1 or 2 grills. Order the fan with 1 fixed or switched thermostat

THERMOSTAT

fixed

adjustable



| temperature | reference | temperature | reference |
|-------------|-----------|---------------|-----------|
| 25°C (77°F) | 87568 | 0°C to 60°C | 87562 |
| 30°C (86°F) | 87569 | 32°F to 140°F | 87560 |
| 35°C (95°F) | 87570 | | |

Control a fan

DOUBLE THERMOSTAT

fixed

adjustable



| temperature | reference | temperature | reference |
|--------------|----------------------|-------------|----------------------|
| 10°C (50°F) | 87571 ⁽¹⁾ | 0°C to 60°C | 87564 ⁽¹⁾ |
| 35°C (95°F) | | 0°C to 60°C | |
| 35°C (95°F) | | | |
| 45°C (113°F) | 87572 ⁽²⁾ | | |

⁽¹⁾ Control a fan and a resistance heater
⁽²⁾ Control a fan and an alarm


CONTACT AND DIN RAILS

Set of 5 contacts self-adhesive



Ref: **21432**

Set of 5 contacts and DIN rail self-adhesive



Ref: **21431**

COVER WATERTIGHTNESS IP55



STAINLESS STEEL

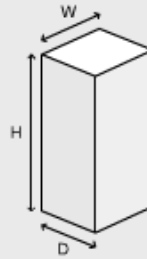
| reference | cut-out (mm) | ext. dimension (mm) | spare filters ref |
|-----------|--------------|---------------------|-------------------|
| 87937 | 125x125 | 170x150 | 87971 |
| 87938 | 223x223 | 268x248 | 87972 |
| 87939 | 291x291 | 336x316 | 87973 |

TER KIT (*)

Insulated resistance heaters IP20 Class II



| | | AC | | | | | |
|-----------|-------------|-----|----|----|------|-----------|-----------|
| power (W) | voltage (v) | H | W | D | (mm) | connexion | reference |
| 10 | 110-250 | 98 | 38 | 75 | | cable | 87501 |
| 20 | 110-250 | 98 | 38 | 75 | | cable | 87502 |
| 55 | 110-250 | 110 | 60 | 90 | | strip | 87506 |
| 55 | 270-420 | 110 | 60 | 90 | | strip | 87521 |
| 100 | 110-250 | 110 | 60 | 90 | | strip | 87509 |
| 100 | 270-420 | 150 | 60 | 90 | | strip | 87528 |
| 150 | 110-250 | 150 | 60 | 90 | | strip | 87515 |
| | | DC | | | | | |
| 10 | 12-36 | 98 | 38 | 75 | | cable | 87504 |
| 20 | 12-36 | 98 | 38 | 75 | | cable | 87512 |
| 55 | 12-36 | 110 | 60 | 90 | | strip | 87518 |
| 100 | 12-36 | 110 | 60 | 90 | | strip | 87523 |
| 150 | 12-36 | 150 | 60 | 90 | | strip | 87536 |



Insulated resistance heaters with fan IP20 Class II



| | | AC | | | | | |
|-----------|-------------|----|----|----|------|-----------|-----------|
| power (W) | voltage (v) | H | W | D | (mm) | connexion | reference |
| 170 | 230 | 75 | 65 | 90 | | strip | 87555 |

(*) A kit is composed by a resistance heater and a thermostat sold separately

Ventilation

Heating

Advice :

Do a thermal balance !

Download the ProClima software from our website



For further requirements, consult our ClimaSys catalogue

THERMOSTAT

fixed

adjustable



| temperature | reference | temperature | reference |
|----------------------------|-----------|---|-----------|
| 5°C (41°F) ⁽¹⁾ | 87565 | 0°C to 60°C | 87561 |
| 10°C (50°F) | 87566 | 32°F to 140°F | 87578 |
| 15°C (59°F) ⁽²⁾ | 87567 | ⁽¹⁾ frostproof ⁽²⁾ condensation | |

Control a resistance heater

DOUBLE THERMOSTAT

fixed

adjustable



| temperature | reference | temperature | reference |
|-------------|----------------------|-------------|----------------------|
| 10°C (50°F) | 87571 ⁽¹⁾ | 0°C to 60°C | 87564 ⁽¹⁾ |
| 35°C (95°F) | | 0°C to 60°C | |
| 5°C (41°F) | 87572 ⁽²⁾ | | |
| 15°C (59°F) | | | |

⁽¹⁾ Control a resistance heater and a fan
⁽²⁾ Control a resistance heater and an alarm